

from: Charlotte Quemerç'h

to: Sales force & Distributors

Paris, 14th of October 2024

Gama17 curves launch

PIMS 2024-012

Dear Partners,

We are very pleased to announce that following the Gama17 CE mark in 2019, the **Gama17 curves** are now available for **full launch and ready for order**.

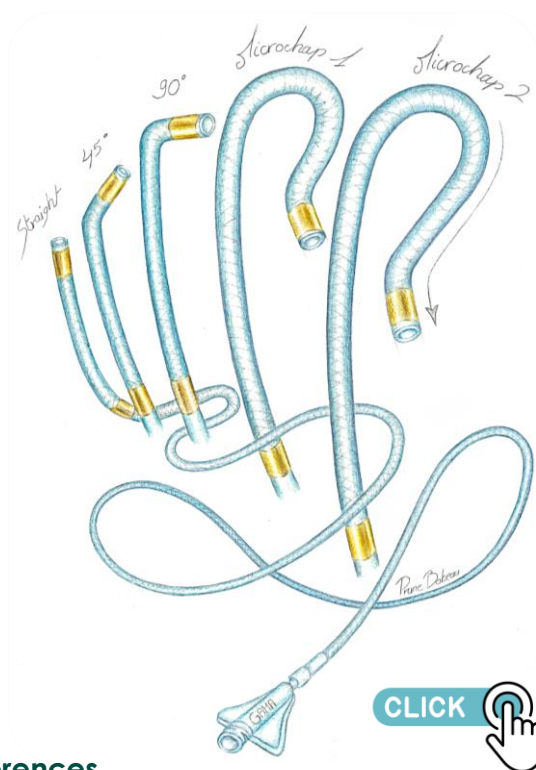
4 new curves, of which **2 are exclusive**, are joining Gama17 family.

Two newcomers have already made an impactful impression, as **Microchap™ curves** were presented on **October 9th** by **Professor René Chapot** during **WFITN congress in New York** & raised a lot of interest. Click on the image to the right to discover his talk during Balt symposium.

Gama17 range overview

The Gama17 range has been **expanded from 2 references to 10**, with each curve available in both **regular and soft** versions.

- Gama17 D & D_S
- Gama17 45 & 45_S
- Gama17 90 & 90_S
- Gama17 M1 & M1_S for Microchap™ curve 1
- Gama17 M2 & M2_S for Microchap™ curve 2



Below a table of part numbers characteristics

Reference	Prox OD	Dist OD	ID	Total length (mm)	Rigid part (mm)	Flexible part (mm)	Super flexible part (mm)	Extra supple part (mm)	Tip shape
GAMA17_D	2.5 F (0.85 mm)	2.2 F (0.74 mm)	.017" (0.43 mm)	1600	1150	180	200	50	Straight
GAMA17_45									45°
GAMA17_90									90°
GAMA17_M1									Microchap™ 1
GAMA17_M2									Microchap™ 2
GAMA17_D_S					1150	100	230	100	Straight
GAMA17_45_S									45°
GAMA17_90_S									90°
GAMA17_M1_S									Microchap™ 1
GAMA17_M2_S									Microchap™ 2

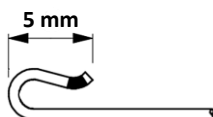


Spotlight on Microchap™ curves

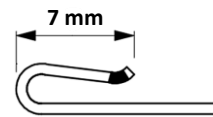
Microchap™ 1 and 2 are **2 exclusive shapes** designed in collaboration with Professor René Chapot. Aim is to **ease access in tortuous anatomy**, especially in case of **angulated arteries at the level of the neck** of an aneurysm. It allow to **get to the difficult branch** in case of **wide neck & recurrent branch**.



Scan or click to discover **3 cases** performed by Pr. Chapot.



Microchap™ 1 :
short nose



Microchap™ 2 :
long nose

Please note :

- **Several training sessions** will be organized in the coming weeks to accommodate the different time zones.
- **Marketing materials** such as pictures, videos, drawing, brochure, training slides (internal and external) has been updated & uploaded in **oodrive in Gama folder**.

NEURORADIOLOGY DEVICES > GAMA > 002. Marketing documents

Should you have any question or request, please don't hesitate to contact us.

Best regards,

Charlotte Quemerc'h

Balt International
10, rue de la Croix Vigneron,
95160 Montmorency France
Tél. : +33 (0)1 39 89 46 41
www.balt-corp.com